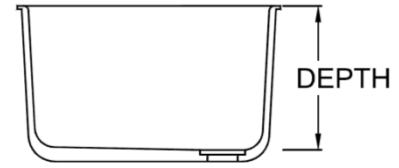




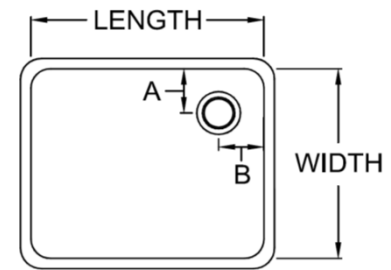
PRIME industries, inc.
 4611 Main St. - Lisle, IL 60532
 Phone: (630) 725-9200 Fax: (630) 725-9201
 www.piilab.com

DROP-IN / LIPPED SINK LIST

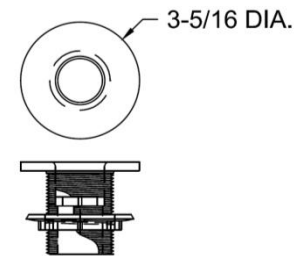
Sink No.	Length	Width	Depth	Outlet Location	A	B	Weight
PL01	9	6	5.87	Center	3	4.5	9
PL03	12	8	5.75	Center	4	6	16
PL05	14	10	6	Corner	3.5	3.5	22
PL05C	14	10	6	Center	5	7	24
PL05ADA	14	10	5	Corner	3.5	3.5	18
PL06	12	12	12	Center	6	6	34
PL07ADA	14	14	5	Corner	3.5	3.5	24
PL08	15	8	6	Corner	3.5	3.5	15
PL10	16	8	6.75	End	4	4.5	20
PL10C	16	8	6.75	Center	4	8	22
PL15	16	12	8	Corner	3.5	3.5	30
PL15C	16	12	8	Center	6	8	31
PL19	16	16	9.56	Corner	3.5	3.5	42
PL20	16	16	7.5	Corner	3.5	3.5	32
PL21	16	16	15	Corner	3.5	3.5	53
PL22	18	6.5	6	Center	3.25	9	30
PL24	18	14	10.5	Center	6.75	9	30
PL25	18	15	7.87	Corner	3.5	3.5	39
PL25ADA	18	15	5	Corner	3.5	3.5	37
PL25ADA-M	18	15	2.43	Corner	3.5	3.5	37
PL26ADA	18	15	5/11	Corner	4.5	4.5	39
PL30	18	15	11	Corner	3.5	3.5	58
PL30C	18	15	10.75	Center	7.5	9	50
PL30DBL	37.37	15	10.75	Corner	3.5	3.5	110
PL32	18	15	15.75	Corner	3.5	3.5	49
PL33	21	17	9.75	Corner	3.5	3.5	59
PL33E	21	17	9.75	End	8.5	4.5	59
PL45	21.5	15.5	11	Corner	3.5	3.5	61
PL50	24	16	8.25	Corner	3.5	3.5	54
PL50C	24	16	8	Center	8	12	48
PL51	24	16	9.62	Corner	3.5	3.5	60
PL52	24	18	11	Corner	3.5	3.5	77
PL54	25	15	8	Corner	3.5	3.5	45
PL55	25	15	10	Corner	3.5	3.5	72
PL55ADA	25	15	4.75	Corner	3.5	3.5	47
PL56ADA	25	15	5/11	Corner	4.5	5.5	50
PL57	25	15	13.62	Corner	3.5	3.5	71
PL58	25	15	17.75	Corner	3.5	3.5	79
PL59	28	15	12	Corner	3.5	3.5	74
PL61	30	16	17.75	Corner	4.5	4.5	94
PL65C	35.5	19.5	9.75	Center	9.75	17.75	98
PL68	30	16	10	End	8	4.75	85
PL70	24	16	15.5	Center	8	12	77
PLS10	10	ROUND	7.75	Center	5	5	14
PLS12	12	ROUND	7.75	Center	6	6	18
PLH20C	29.5	26	7	Center	HEXAGON		65



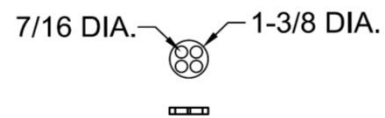
SECTION VIEW



TOP VIEW



PSO3R SINK OUTLET
 WITH INTEGRAL TAILPIECE
 1 1/2" N.P.T.



PSOS OUTLET STRAINER
 (1/2" THICK)

ALL DIMENSIONS ARE IN INCHES ***WEIGHT IS IN POUNDS**